

Peugeot Partner Car Based Van



Car, Van & Truck Hire

Weights

Payload 625 KG

GVM (Gross vehicle mass) 1980 KG

Dimensions (interior)

Load length 1600 mm

Load width 1400 mm

Load height 1160 mm

Distance between wheel arches 1100 mm

Dimensions (exterior)

Overall length of vehicle 4140 mm

Overall width of vehicle 1400 mm

Overall height of vehicle 1800 mm

Rear door / Aperture height 1100 mm

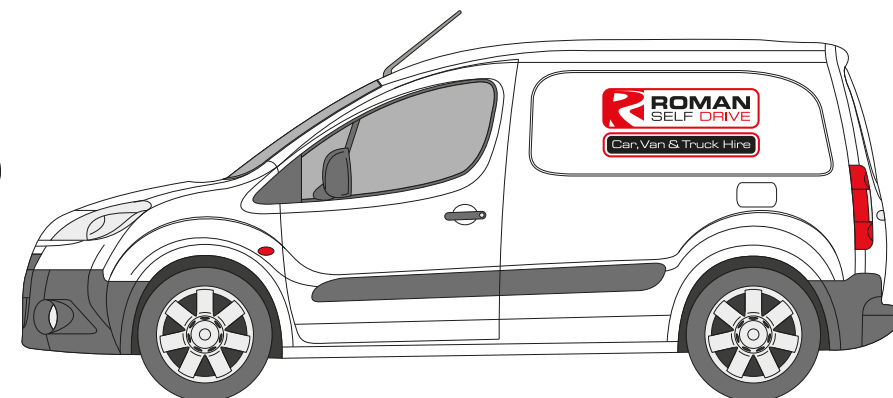

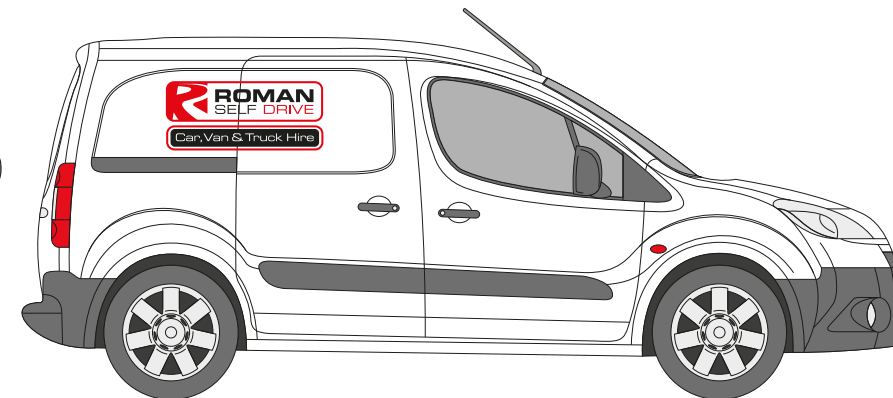
Rear door / Aperture width 1200 mm

Engine/ Fuel

Engine capacity 1560 cc

Approximate MPG 40 MPG

Fuel Diesel



*Payload must be confirmed with manufacturer's brochure ref directive 95/48/EC

Please note: Load dimensions and payloads do not include any areas lost or weight gained through the addition of plying. These plying dimensions can differ between manufacturers.