

VW Crafter Extra Long Wheel Base Panel Van



Car, Van & Truck Hire

Weights

Payload 1 156 KG

GVM (Gross vehicle mass) 3500 KG

Dimensions (interior)

Load length 4300 mm

Load width 1780 mm

Load height 1940 mm

Distance between wheel arches 1320 mm

Dimensions (exterior)

Overall length of vehicle 7000 mm

Overall width of vehicle 2450 mm

Overall height of vehicle 2700 mm

Rear door / Aperture height 1840 mm


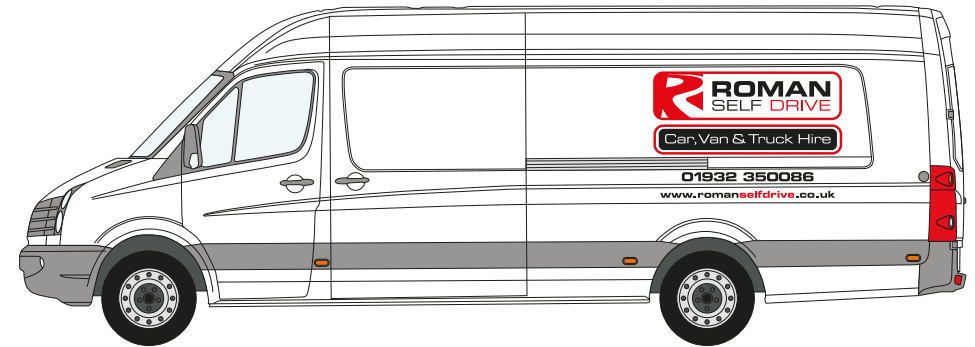
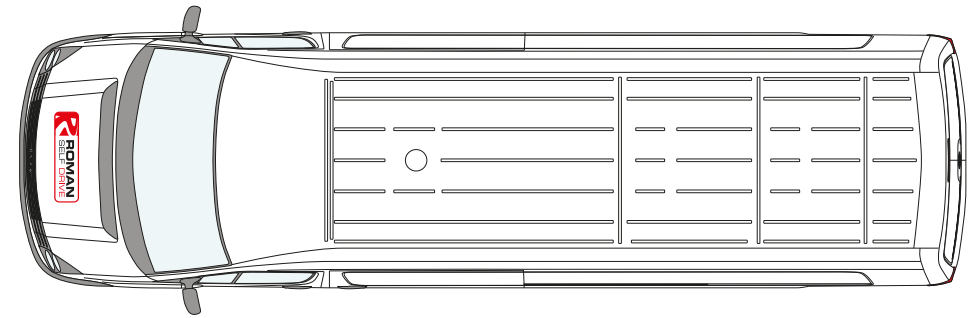
Rear door / Aperture width 1565 mm

Engine / Fuel

Engine capacity 2000 cc

Approximate MPG 30 MPG

Fuel Diesel



*Payload must be confirmed with manufacturer's brochure ref directive 95/48/EC

Please note: Load dimensions and payloads do not include any areas lost or weight gained through the addition of plying. These plying dimensions can differ between manufacturers.